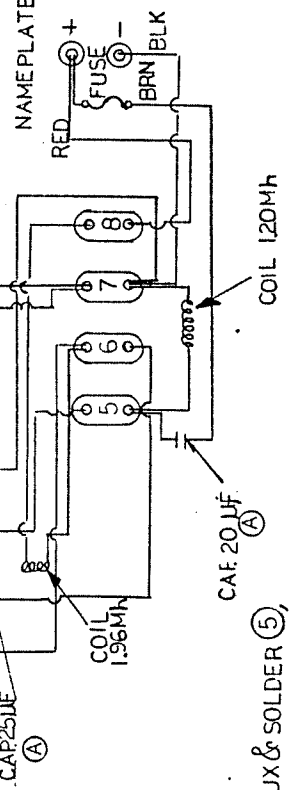


ITEM	QTY	REC	PART NO.
1	1		4160
2	2		178
3	2"		455
4	AR		102
5	AR		101
6	1		4165-B
7	2		4165-D
8	2		4165-E
9	1		4165-C
10	1		4165-A
11	AR		140

SPEAKER PAINTED MG-14
SPAGHETTI TUBING
TAPE 3M 44 X 1/2
SOLDER SAVBIT
SOLDER ALUMINUM #804
BROWN WIRE 16 GA.
BLACK WIRE 16 GA.
RED WIRE 16 GA.
BLUE WIRE 16 GA.
BROWN WIRE 16 GA.
ADHESIVE 3M FAST BOND

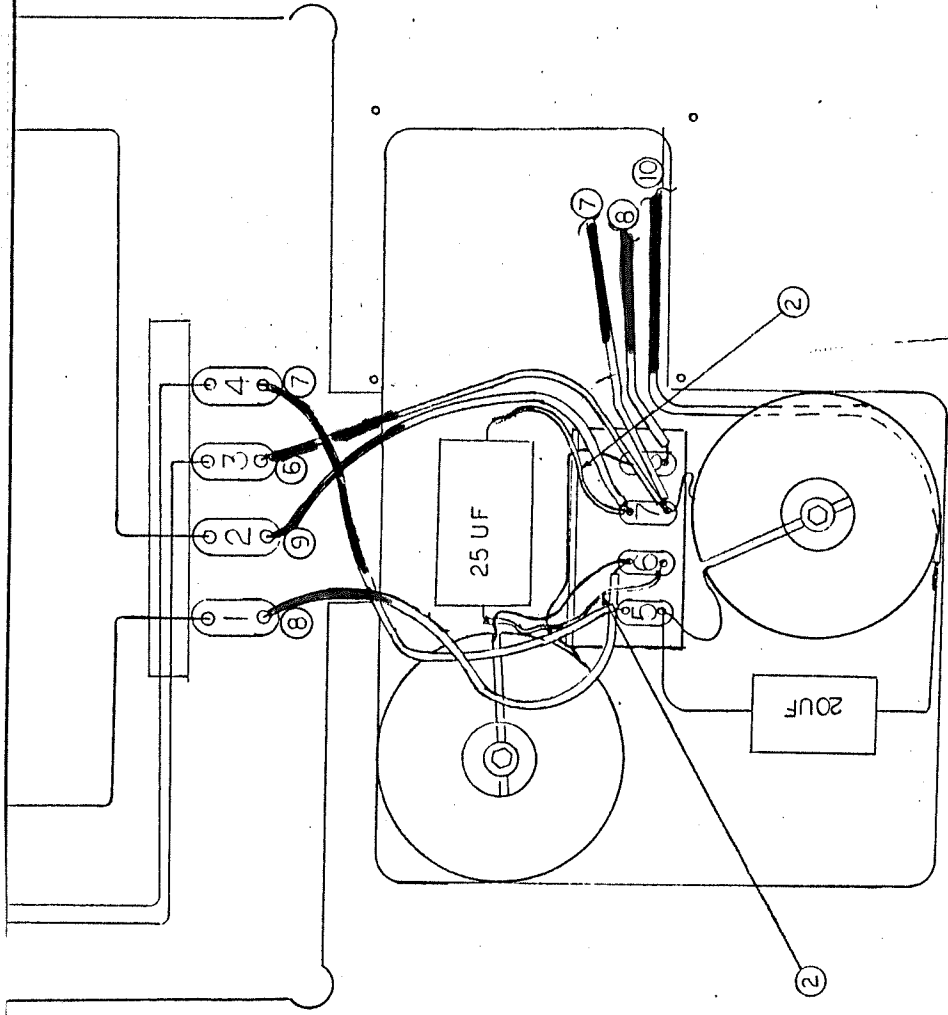


NAMEPLATE (NOT WIRED IN THIS ASSEMBLY)

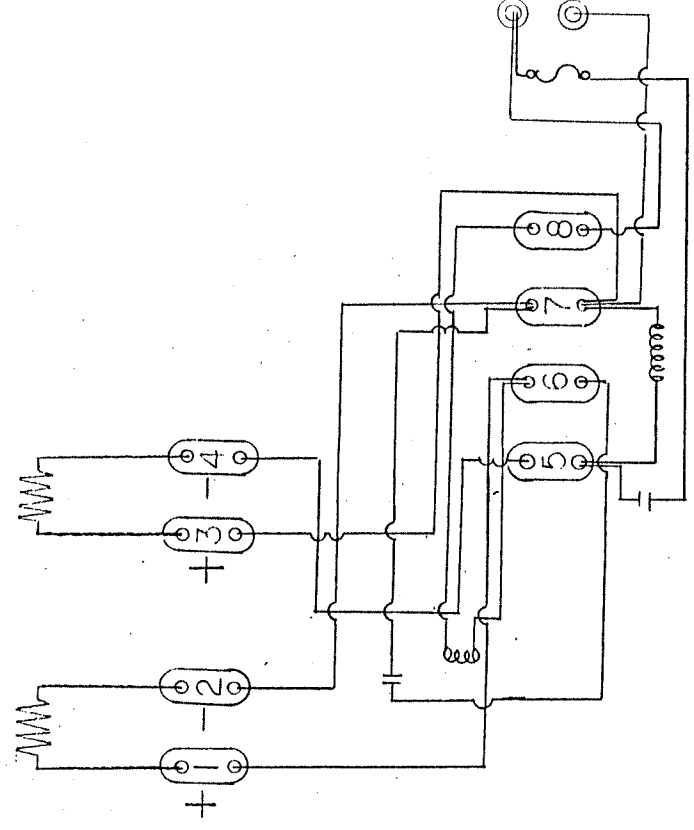
SCHEMATIC WIRING DIAGRAM

- NOTE**
- CUT & STRIP MR/B DIAPHRAGM WIRES & SOLDER WITH ALUMINUM FLUX & SOLDER (5) TO TERMINALS #1 & #2.
 - APPLY TAPE (3) OVER MR/B WIRES ON R.H. MODEL TO ALLOW TWEETER WIRES TO CROSS.
 - CUT & STRIP TWEETER DIAPHRAGM WIRES & SOLDER TO TERMINALS 3 & 4 WITH ALUMINUM FLUX & SOLDER (5).
 - SOLDER THE RED WIRE (8) TO TERMINAL #1, BLUE WIRE (9) TO #2, BLACK WIRE (7) TO #4 & THE BROWN WIRE (6) TO #3, USING (SAVBIT) SOLDER (4).
 - SOLDER CAPACITOR LEADS AND COIL WIRES AS SHOWN (PLACE TUBING (2) OVER CAPACITOR LEADS AS SHOWN).
 - SOLDER BROWN WIRE (12) ONTO LEAD OF CAPACITOR.
 - SOLDER WIRES (10) & (11) AND REMAINING WIRE ENDS (6) THUR (9) AS SHOWN.
 - REMOVE FLUX RESIDUE WITH WATER AND DRY THOROUGHLY.
 - SEAL EDGES BETWEEN DIAPHRAGM & STEEL STRIPS WITH ADHESIVE (11).

B	ADDED ITEM 11, (6A, 140) & NOTE # 9	12-7-85
A	CAP. 25UF, 20UF WAS 2CAPS 10RT 15UF.	7-5-89
NO	REVISION	DATE
MAGNEPAN INCORPORATED 250 NORTH STREET, WHITE BEAR LAKE, WY 83110 U.S.A.		
DRAWN BY	AR	DATE
CHECKED BY	5	11-17-88
APPROVED BY	AS	
SCALE	NONE	
TITLE	SPEAKER WIRED	DRAWING NUMBER
	MG 14	4161 PG. 1 OF 2



- #8 =RED
- #9 =BLUE
- #6 =BROWN
- #7 =BLACK



MAGNEPAN
INCORPORATED
100 HUNTERS LANE, WHITE BEAR LAKE, WY 83110 U.S.A.

REVISIONS		DATE
DRAWN BY AB	DATE	11-17-88
CHECKED BY	APPROVED BY	AS
SCALE: NONE	DRAWING NUMBER	
TITLE		4161 PG 20F2
SPEAKER, WIRED		
MG 14		